

30th Problem-Oriented Policing Conference

Strategic Investigation Off-Campus Burglary Reduction Project

University of Cincinnati
Police Division

April 25-27, 2022
Ann Arbor, Michigan



Introduction



University of Cincinnati Police Division

JURISDICTION

- Public research university founded in 1819
- Main campus and 2 regional campuses
- > 46,000 students and 6,000 faculty
- Enrollment from 50 states and 114 countries
- 118 facilities across 476 acres

WORK FORCE

- 65 sworn officers
- 23 security officers
- 22 professional employees
- ~30,000 CFS annually

Project Background and Introduction



Problem-Solving



ADDRESS

Historical Issue

REFRAME



INFUSE

Daily Operations

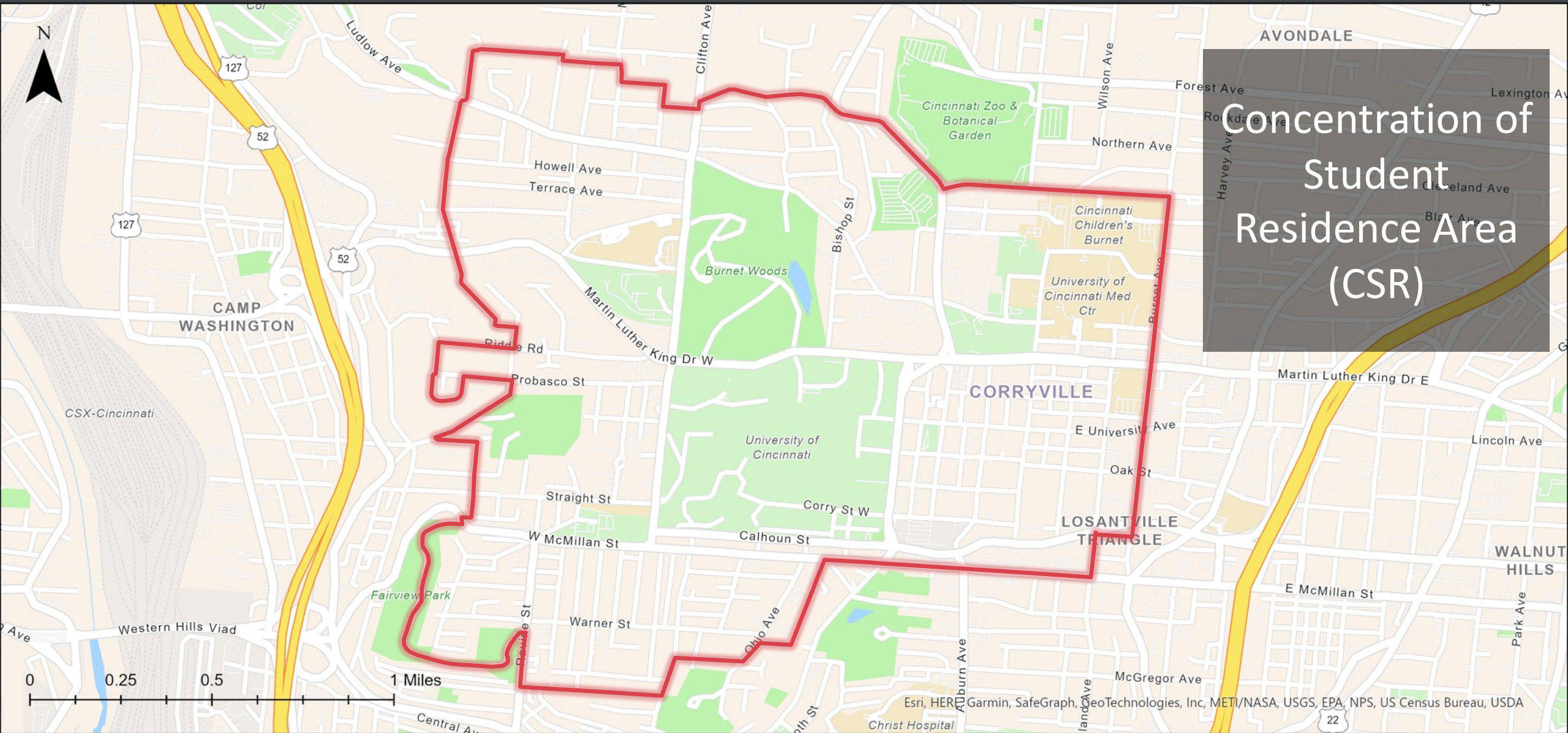




Concentration of Student Residence Area (CSR)

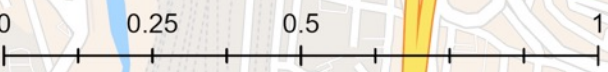
0 0.25 0.5 1 Miles

Esri, HERE, Garmin, SafeGraph, GeoTechnologies, Inc, METI/NASA, USGS, EPA, NPS, US Census Bureau, USDA



Concentration of
Student
Residence Area
(CSR)

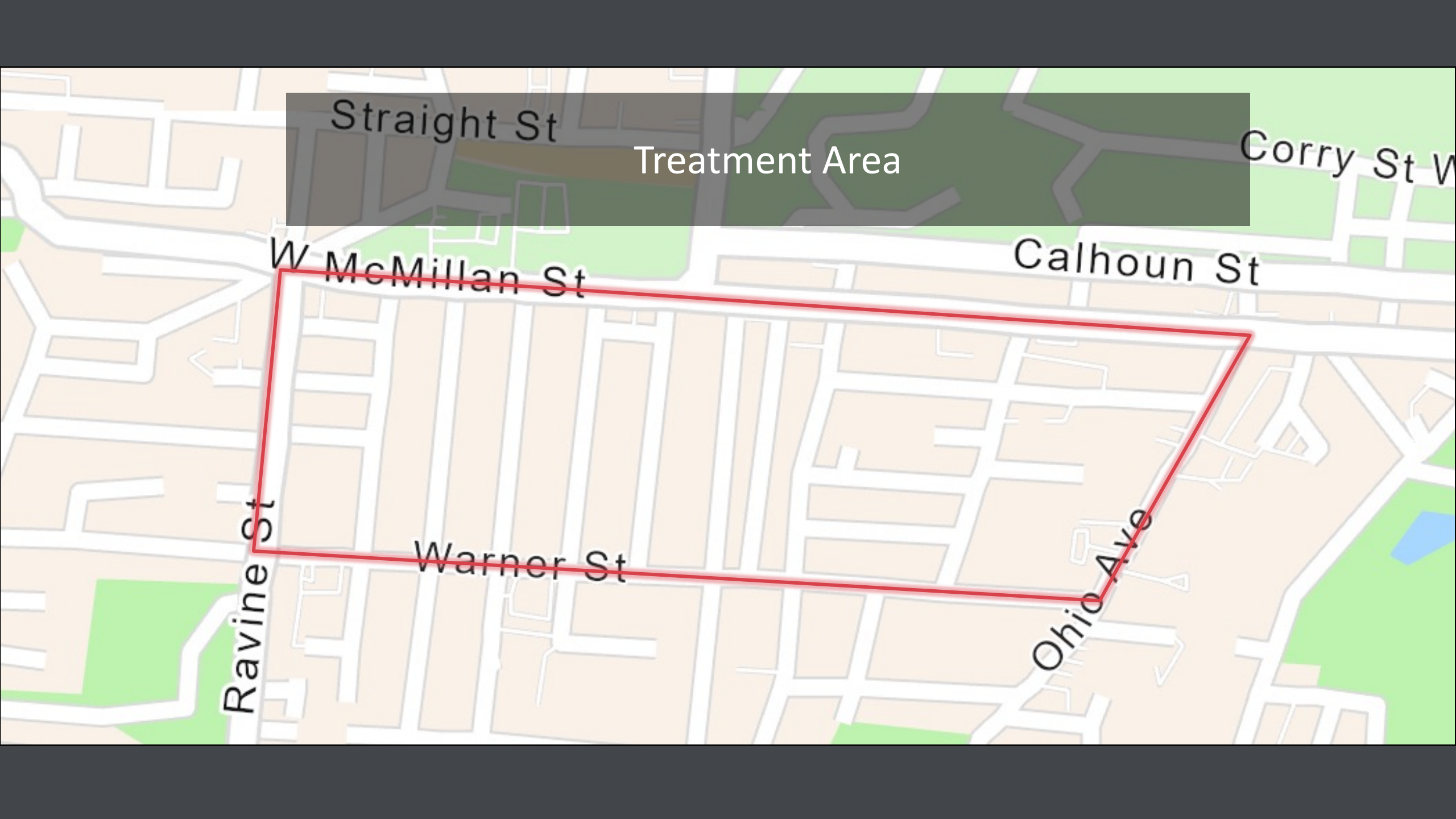
Esri, HERE, Garmin, SafeGraph, GeoTechnologies, Inc, METI/NASA, USGS, EPA, NPS, US Census Bureau, USDA



CSX-Cincinnati

Treatment Area

Esri, HERE, Garmin, SafeGraph, GeoTechnologies, Inc, METI/NASA, USGS, EPA, NPS, US Census Bureau, USDA



Straight St

Treatment Area

Corry St W

W McMillan St

Calhoun St

Ravine St

Warner St

Ohio Ave

2022-04-20 16:53:47
52.432198 -89.787609



S A R A Scanning



Preliminary Investigation: CHEERS

- **COMMUNITY** – 78% rental properties; turnover
- **HARM** – > 340 items; > \$179,000 USD (12 mos)
- **EXPECTATION** – Media coverage, CPD partnership
- **EVENTS** – Predatory crimes; 66.2% no forced entry
- **RECURRING** – 78 burglaries in previous 12 months (10/01/18 – 09/30/19)
- **SIMILAR** – Geographically concentrated (<0.5 square miles)



Media Coverage



Item	#	Value
Computer	53	\$43,679.99
Jewelry/Precious Metals	19	\$34,320.00
Automobile	4	\$33,000.00
Video Game/Accessories	81	\$21,174.00
Other Property	57	\$14,922.00
Money	13	\$5,741.00
Stereo TV Equipment	15	\$3,500.00
Television Set	9	\$3,479.00
Firearms	6	\$3,300.00
Glasses, Sunglasses	8	\$2,915.00
Cellular Phone	3	\$2,550.00
Purses / Handbags / Wallets	16	\$1,720.00
Camera	2	\$1,650.00
Clothing / Furs	9	\$1,530.00
Audio / Visual Equipment	5	\$1,140.00
School Supplies	4	\$901.00
Speaker	4	\$899.00
Tools	2	\$600.00

Stolen Item Analysis

S **A** R A
Analysis



4 Analysis Objectives

Strategic
Investigation
Directives



gather and analyze
existing data



collect intelligence
through interviews



conduct site
observations



develop a
comprehensive list
of potential
interventions



Temporal Analysis

	5-yr (sig)	3-yr (sig)	2-yr (sig)
SEMESTER			
Fall Semester	.22 (.000)	.18 (.021)	.19 (.347)
Spring Semester	.07 (.000)	.09	
Summer Session	.14 (.107)	.16	

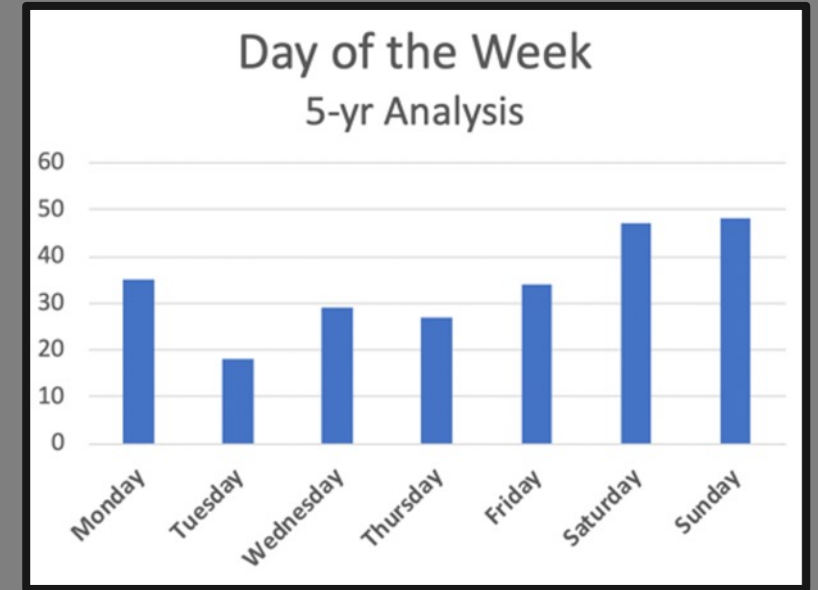
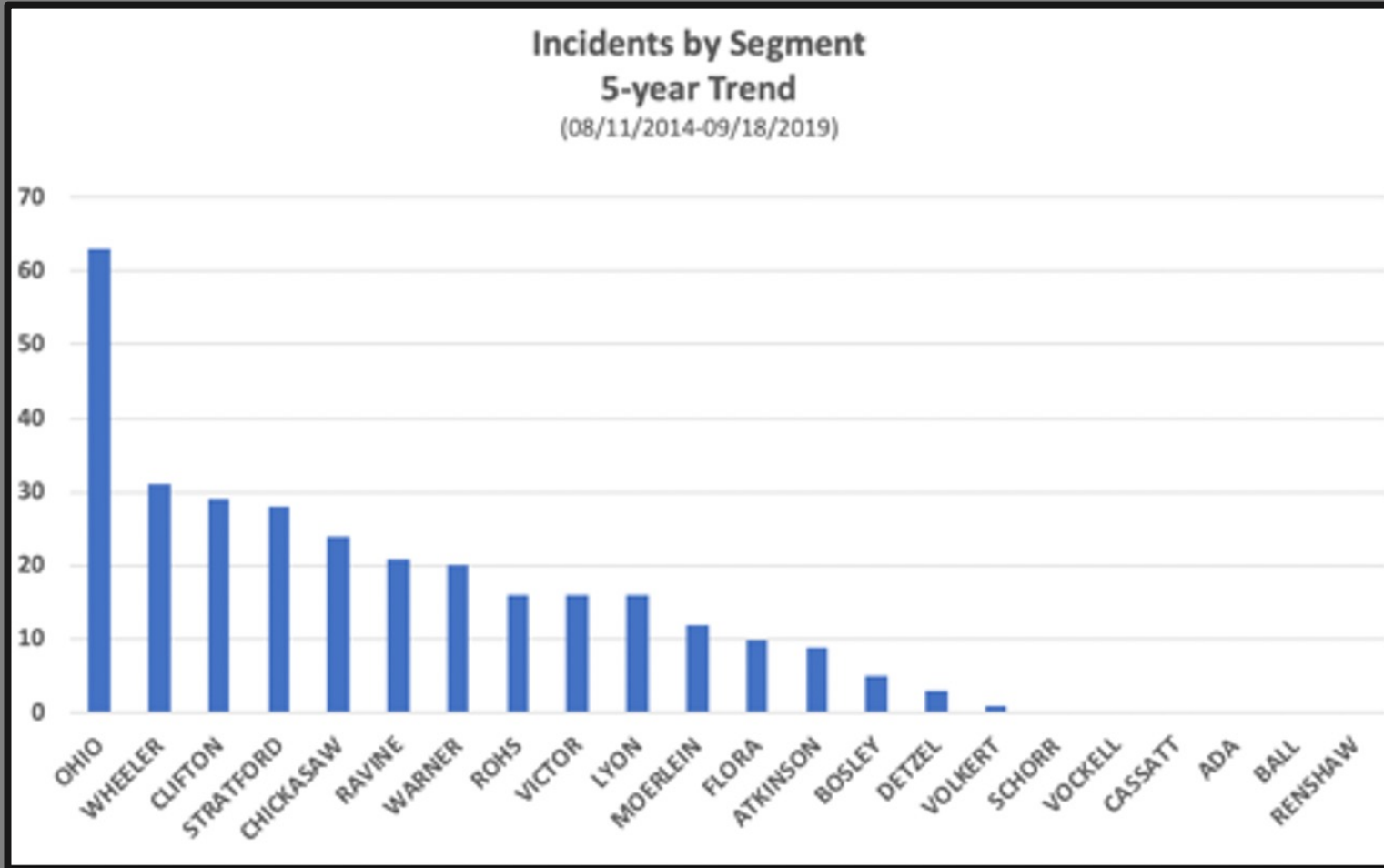
	5-yr (sig)	3-yr (sig)	2-yr (sig)
BREAKS/FINALS			
Summer-Fall Break	.31 (.000)	.29	
Winter Break	.21 (.014)	.24	
Spring-Summer Break	.12 (.242)	.20	
Final Exams	.15 (.774)	.22	
HOLIDAYS			
Veterans Day	.33 (.000)	.07	
Labor Day	.20 (.213)	.07	
Thanksgiving	.22 (.047)	.24	
Martin Luther King Day	.04 (.003)	.00	
Spring Break	.07 (.002)	.12	
Memorial Day	.16 (.863)	.07	
Fourth of July	.13 (.541)	.21	

	5-yr (sig)	3-yr (sig)	2-yr (sig)	5-yr (sig)	3-yr (sig)	2-yr (sig)
FALL WEEKS						
Fall Week 1	.09 (.040)	.10 (.113)	.07 (.056)	.06 (.003)	.05 (.005)	.00 (.000)
Fall Week 2	.29 (.001)	.10 (.113)	.14 (.564)	.03 (.000)	.05 (.005)	.00 (.000)
Fall Week 3	.11 (.269)	.10 (.113)	.07 (.056)	.11 (.221)	.19 (.612)	.21 (.605)
Fall Week 4	.20 (.268)	.24 (.090)	.29 (.063)	.06 (.003)	.05 (.005)	.07 (.056)
Fall Week 5	.46 (.000)	.19 (.612)	.14 (.564)	.17 (.669)	.24 (.090)	.29 (.063)
Fall Week 6	.14 (.871)	.05 (.005)	.07 (.056)	.06 (.003)	.05 (.005)	.07 (.056)
Fall Week 7	.14 (.647)	.19 (.612)	.14 (.564)	.03 (.000)	.05 (.005)	.00 (.000)
Fall Week 8	.26 (.042)	.24 (.178)	.07 (.056)	.00 (.000)	.00 (.000)	.00 (.000)
Fall Week 9	.17 (.802)	.24 (.178)	.21 (.605)	.06 (.003)	.00 (.000)	.00 (.000)
Fall Week 10	.29 (.002)	.38 (.000)	.43 (.002)	.09 (.040)	.14 (.639)	.21 (.605)
Fall Week 11	.17 (.669)	.10 (.113)	.14 (.564)	.11 (.221)	.14 (.639)	.21 (.605)
Fall Week 12	.37 (.000)	.14 (.639)	.14 (.564)	.09 (.040)	.10 (.113)	.14 (.564)
Fall Week 13	.29 (.001)	.19 (.432)	.21 (.379)	.06 (.003)	.05 (.005)	.00 (.000)
Fall Week 14	.23 (.084)	.33 (.002)	.50 (.001)	.14 (.647)	.19 (.612)	.07 (.056)
Fall Week 15	.14 (.647)	.19 (.612)	.14 (.564)	.06 (.003)	.10 (.113)	.14 (.564)





Street Segment and Day of Week Analyses



← 6 segments = 70% of burglaries



Repeat Analysis

Previously "Hot" Addresses that "Cooled"

Recent Repeat Addresses	# Incidents	Type (# prior)
2419 OHIO AV	7	Historical (6)
2420 OHIO AV	5	Historical (4)
117 LYON ST	3	Historical (1)
2358 STRATFORD AV	3	Historical (1)
2404 OHIO AV	3	Historical (2)
2326 CHICKASAW ST	3	New
2328 FLORA ST	2	Historical (1)
2350 WHEELER ST	2	Historical (1)
2352 STRATFORD AV	2	Historical (1)
2357 CLIFTON AV	2	Historical (1)
2440 OHIO AV	2	Historical (3)
2362 CHICKASAW ST	2	New
2381 WHEELER ST	2	New
2303 WHEELER ST	2	New
2313 RAVINE ST	2	New
2349 WHEELER ST	2	New

"Cooled" Repeat Addresses	# Prior Incidents
114 LYON ST	4
2353 OHIO AV	4
2363 OHIO AV	4
2410 OHIO AV	4
128 LYON ST	3
206 ATKINSON ST	3
2313 STRATFORD AV	3
2314 ROHS ST	3
2339 VICTOR ST	3
2377 RAVINE ST	3
2404 CLIFTON AV	3
2405 CLIFTON AV	3
2430 OHIO AV	3

RISK FACTORS: (1) New ownership, (2) Resident turnover, (3) Place management



Interviews

- University stakeholders
- Landlords
- Residents
- Chronic burglary offenders
 - 7 male offenders, yrs 18-64, 4 SW Ohio institutions

Why UC Neighborhood?



Lt. Brinker: *How many people know that UC is a good or easy hit?*

Offender #1: *Oh, a lot of people Downtown.*

- - -

Analyst Zidar: *Did any of the neighbors ever stop you?*

Offender #1: *Once... They talked to me, but they thought I knew the people who lived there. They said, "What are you doing?" I said, "I'm helping them move!"*



20 narrative commonalities used to inform response phase

Deterred by resident awareness, locked property, sounds, lights, and surveillance systems

No mental health issues

Refer to students as naïve and easy/valuable targets

Have children

High-school dropout

Unmarried

From Cincinnati with connection to Downtown or UC area

No car – walk or take bus

Cocaine addictions

Ravine, W. Clifton and Vine used as pathways

Electronics highly valued

Non-steady work history

Noted the neighborhood diversity (do not stand out)

Motivated by need for drug money or desired items

MOs – knock on door, prefer open windows/doors, watch students leave using NightRide service

No consistency in preferred time of day, location of house on street, or whether police presence deters

Started out committing less serious offenses

Committed crimes as juveniles

Homeless or staying with other offenders

Items fenced on street to locals and “Dope Boys”



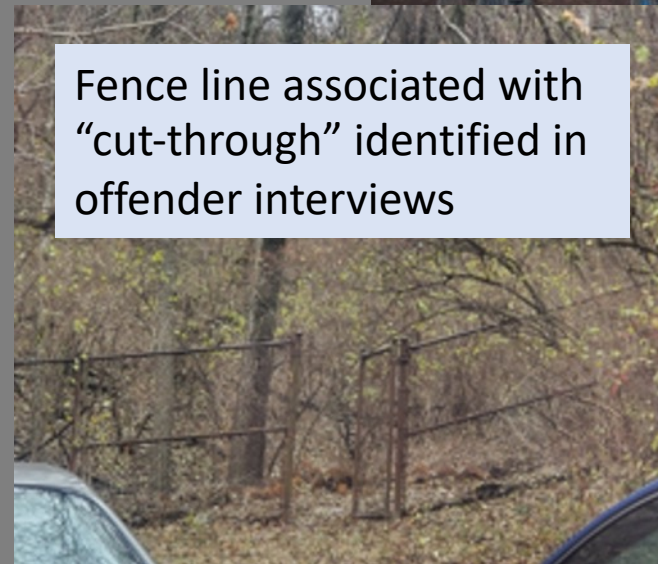
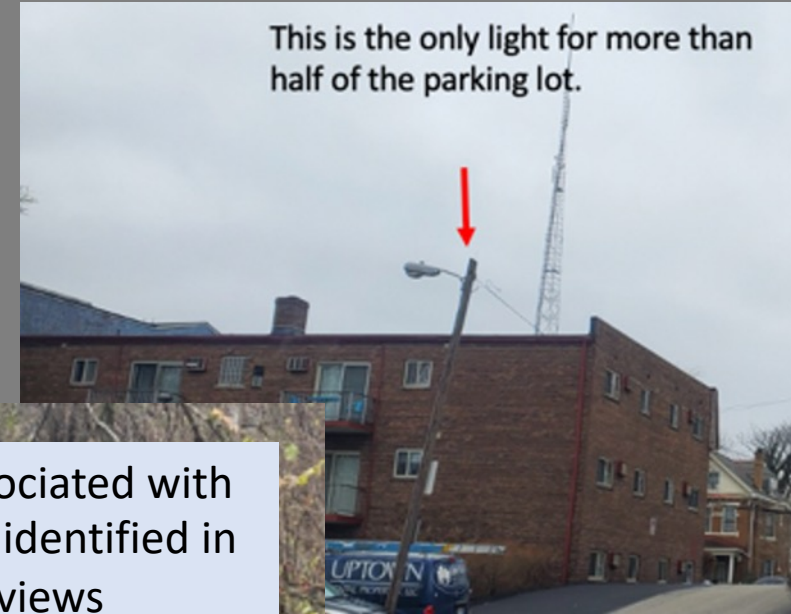



Site Observations

CPTED Assessments High-risk/Repeat Locations

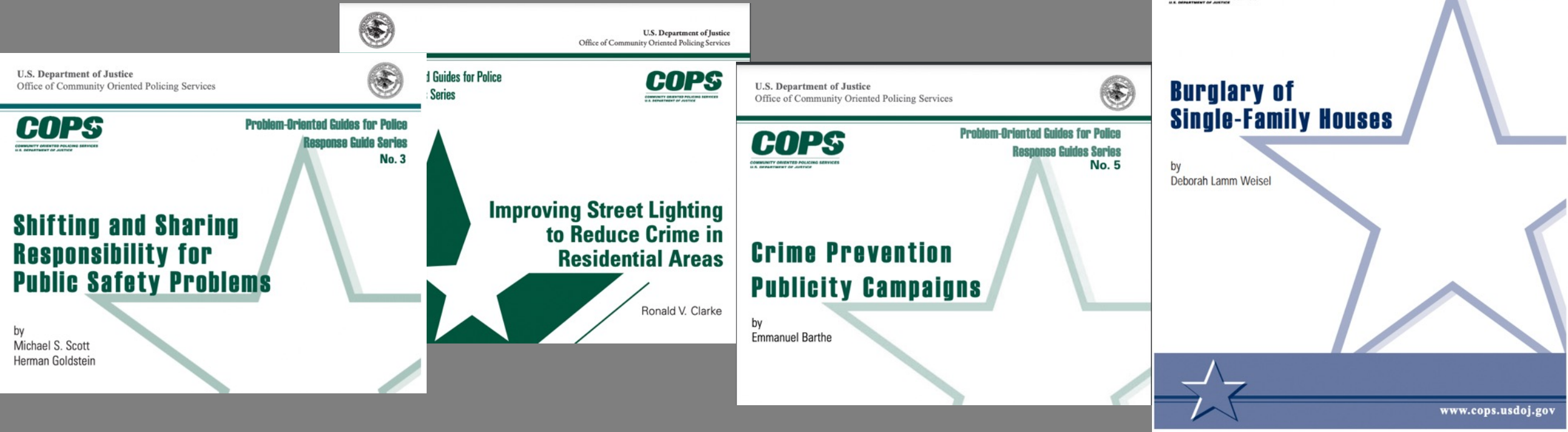


Tree Canopy
Impact on High
Intensity LED
Lighting





List of Potential Interventions



- Academic literature / websites
- Neighboring jurisdictions (OSU)
- Reviewed by UCPD's police oversight board: Citizen's Compliance Committee (CCC)

S
A R A
Analysis



S A **R** A
esponse



Burglary Response Framework



#1 Knock and Talk Awareness Campaign



Lt. Brinker briefing student volunteers

Since 2016

1,011 burglaries

have been reported around campus.

Nearly **ALL** were **preventable**.

Repeat offenders say the following about the UC neighborhood:

- They know the area better than you, and they often find students to be easy targets.
- Students often have valuable technologies, such as laptops and gaming systems.
- It can be easy to learn personal information by having causal conversations, allowing them to get a sense of where students live, and how long they'll be gone.
- They "knock and snatch." Burglars will knock on your door to see if someone is home. If someone answers, they will make up a reason to be there.
- Students often leave their doors and windows unlocked.

Know your area, know your neighbors

- Meet your neighbors. Know who they are and help each other keep an eye on the neighborhood.
- Ask neighbors to keep a close watch on your home if you'll be gone.
- Call the police if you see something suspicious.

Lock your doors and windows

This is one of the easiest and effective ways to reduce your risk of burglary.



The above map shows burglaries reported near campus from 2016 to 2019.

Opportunity, sound and visibility are the three main factors that need to be addressed to help prevent burglary.

Ask yourself:

- Are my doors locked, double locked if possible?
- Do my doors lock automatically?
- Are my windows locked?
- Is my property well lit at night?
- Can I see my valuables from outside?
- Are there areas around my home that could offer cover or leverage for a criminal to break in?
- Does my routine make it easy for a thief to know when the best time to enter is?

Burglary Prevention Check List

- Put indoor lights on a timer to give your home the appearance of being occupied.
- Noise is also a deterrent. Put a TV or radio on a timer.
- Install a surveillance and alarm system (many are inexpensive).
- Connect with your neighbors, both in person and on a neighborhood app.
- Only let people in your home that you know. Ask uninvited people to leave.
- Make sure all the locks on your doors work. If they don't, make it a priority to replace them.
- If you are leaving for a trip or school break, ask the post office to hold your mail. Learn more on the USPS website.
- Be careful about what you throw in the trash (such as TV or game system boxes).
- If you see something suspicious, call the police or submit a tip via the Bearcat Guardian app (download by searching Rave Guardian in your app store).

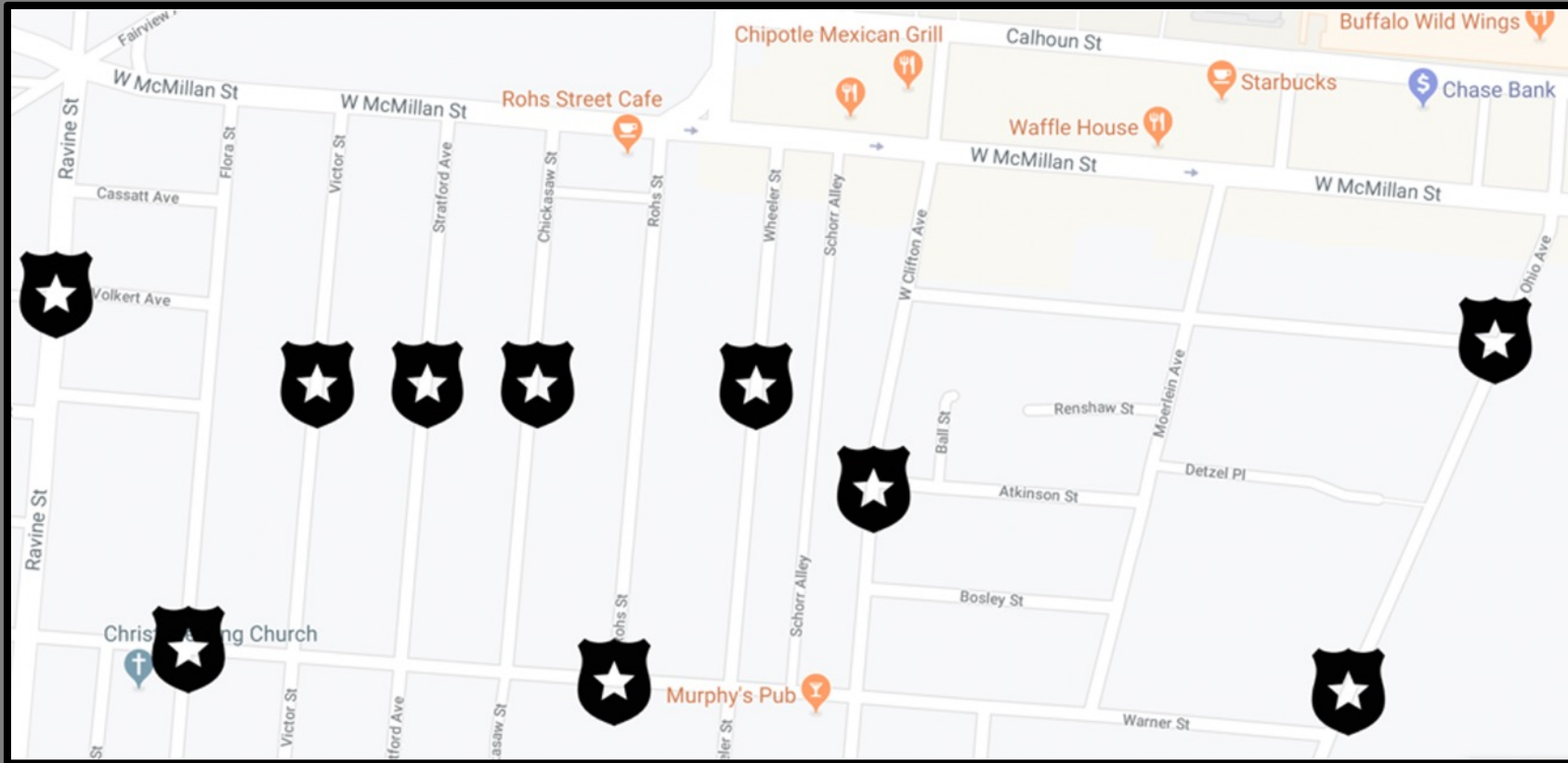
UC Police do home security evaluations. Call 513-556-1111 or email publicsafety@uc.edu and ask about scheduling an evaluation.



S A **R** A
Response



#2 Directed Patrol & Plus One Protocol



Patrol vehicle lights on and walk the block
(to deter potential offenders)

Talk with residents
(to increase awareness)

Identify and address structural problems
(to eliminate environmental facilitators)

#3 Social Media Awareness Campaign

The collage features several social media posts from UC Public Safety and University of Cincinnati Public Safety. The posts include video thumbnails, text about burglary prevention, and a central graphic with the slogan "mind what matters" and icons for "watch it", "hide it", and "lock it".

- Top Left:** UC Public Safety (@UCPublicSafety) tweet: "On Friday, UCPD officers and UC students walked a few of the streets where many of our off-campus students live and talked to them about burglary. Check out the video to learn more." Video thumbnail shows a police officer speaking.
- Top Middle:** UC Public Safety (@UCPublicSafety) tweet: "Don't leave for winter break before taking a look at these safety tips: [uc.edu/about/publicsa...](#) #BeSafeUC #MindWhatMatters" Video thumbnail shows a person walking in a snowy area.
- Top Right:** University of Cincinnati Public Safety tweet: "It's easy to reduce your risk of burglary. Check out the video below for some quick tips, and make sure your residence is safe while you're out of town for Thanksgiving." Video thumbnail shows a police officer talking to two young men.
- Bottom Left:** UC Public Safety (@UCPublicSafety) tweet: "Theft and burglary are among the most common crimes our community experiences. However, there are easy ways you can reduce your risk. Check out the video below to learn more. #BeSafeUC #MindWhatMatters" Video thumbnail shows two police officers.
- Bottom Middle:** A red graphic with the text "mind what matters" and icons for "watch it" (magnifying glass), "hide it" (eye with slash), and "lock it" (padlock). It includes the University of Cincinnati logo and the URL "uc.edu/publicsafety/mindwhatmatters".
- Bottom Right:** University of Cincinnati Public Safety tweet: "Reduce your risk of having your home burglarized while you're on break. Click on the link below for easy tips." Video thumbnail shows a hand holding a key.

#mindwhatmatters

S A **R** A
Response



#4 Parental (Guardian) Notifications

Crime Awareness Information Shared through UC's Family Portal



University of Cincinnati Families

August 30, 2019 · 🌐

Two of the most common crimes on the University of Cincinnati campus are theft and burglary, which tend to increase at the beginning of the school year as students return to campus.

Your student can take simple steps to reduce their risk. Do not leave your belongings unattended, or your valuables in plain view. Lock your room and car when you leave, even if you plan to return soon. Lastly, pay attention to your surroundings.

Learn more at: uc.edu/about/publicsafety/services/mind-what-matters.

#5 Visibility Improvements

Tree canopy trimming has been conducted by the City of Cincinnati and Duke Energy with on-going assessment



COVID-Delayed Initiatives: 2021-2022

#6 Landlord Education

Partnership with the City of Cincinnati and Cincinnati Police Department to provide best-practice leasing and property security information

#7 University-Sponsored Resource Center for Off-Campus Living

Partnership with UC Student Affairs
Modeled after OSU program



Investigative/Analysis Findings	Response						
	#1	#2	#3	#4	#5	#6	#7
Burglaries are often the result of attractive opportunities (majority of incidents involved no forced entry)	X	X	X	X	X	X	X
Burglaries cluster in time and space		X					X
A small proportion of addresses experienced repeat burglaries		X				X	X
Most residences were used as student rental properties with high turnover rates	X		X			X	X
Many properties had physical design features conducive to burglary	X	X	X	X	X	X	X
Students away from home and unaware of risks	X	X	X	X		X	X
Previous flier campaigns were no longer effective and facilitated burglaries	X		X				
Offenders are deterred by resident awareness, locked property, sounds, lights, and surveillance systems	X	X	X		X	X	X
Trees canopies reduced streetlighting effectiveness					X		

S A **R** A
Response



S A R **A**ssessment



Initial Results

- 2,850 directed patrols (plus one protocol)
11/2019 – 03/2020

Burglaries

- Prior to COVID shut-down
-30% (20 to 14)
- After COVID class suspension
Burglaries -50% (6 to 3)

Displacement

- Theft from Auto -40% (15-9)
- Other Theft -27% (15 to 11)
- CSR Burglary -11% (88 to 78)

Re-Assessment

2021 Academic Year

- 4,539 directed patrols (plus one protocol) 8/2019 – 05/2021
- Treatment Area Burglaries
 - -73% (26 to 7)

Crime Type Displacement

- Thefts From Auto -0%
- Other Thefts -9%

Wider Project Impact

- Larger Student Residential Area (CSR)
 - Burglaries -59% (88 to 36)

Re-Re-Assessment – The Return to Normal?

Fall 2021 – Students return to campus

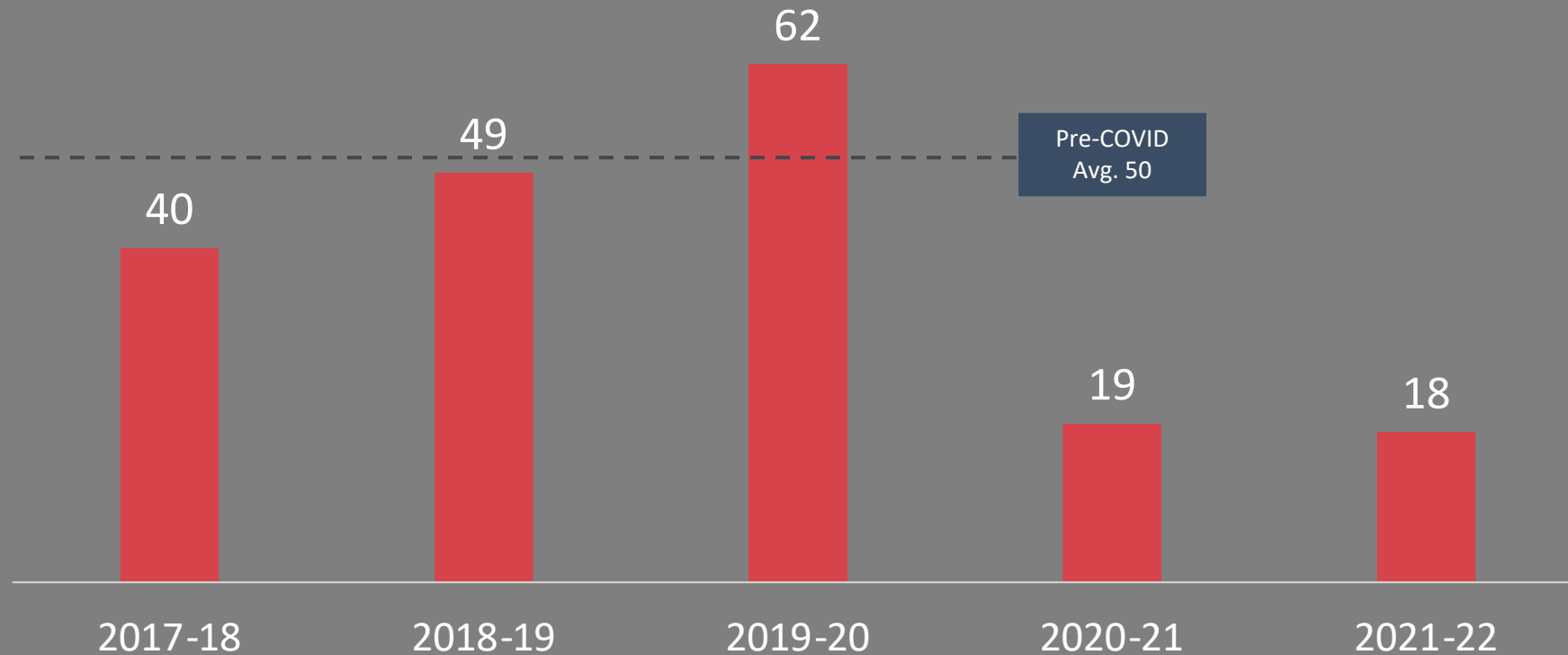
- Residence Halls and Block Leases Returned
- UCPD Continued High-Risk Period Directed Patrols and Student/Landlord Engagement

S A R **A**ssessment

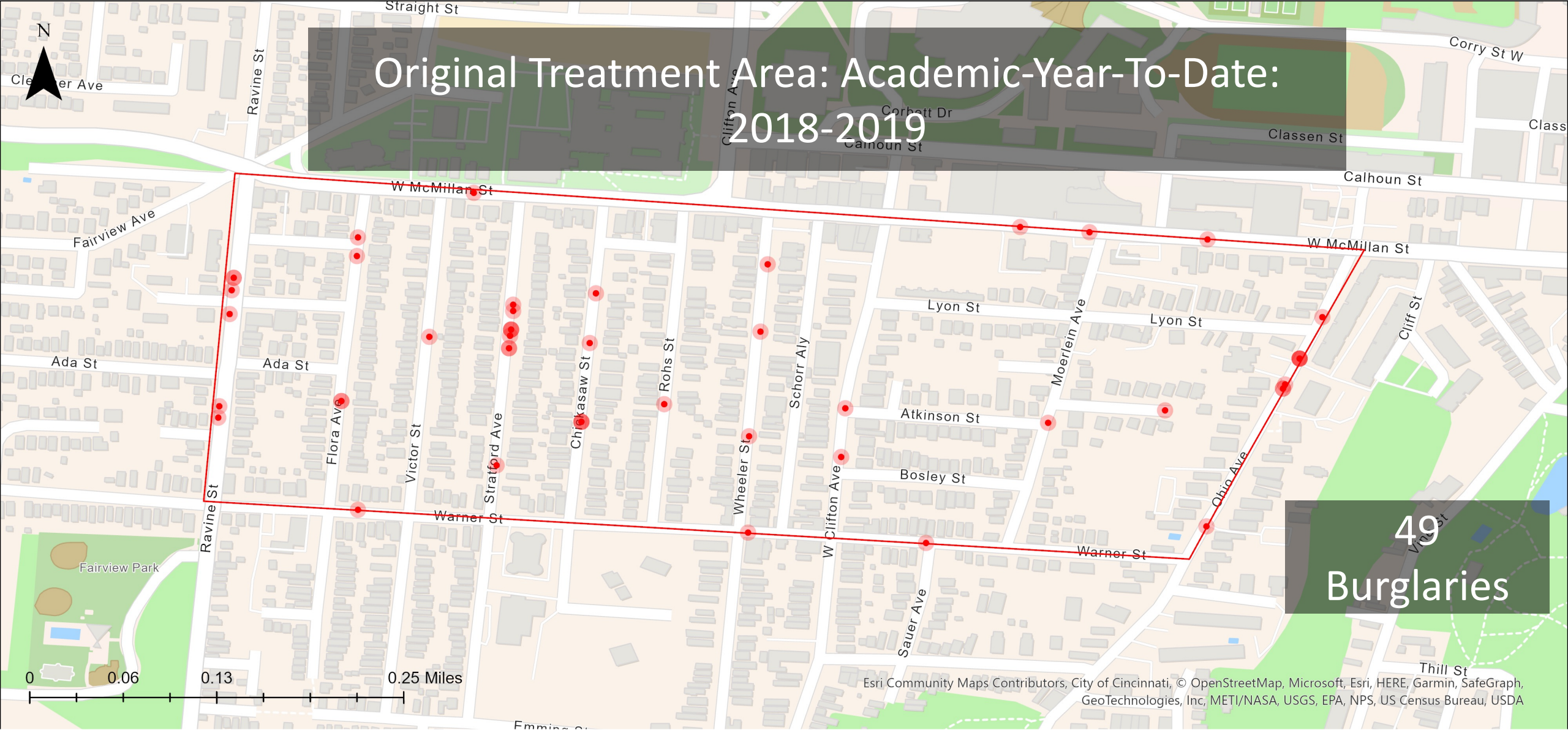


Comparison of Burglary Over Academic Years

Original Treatment Area Burglaries: Academic-Year-to-Date



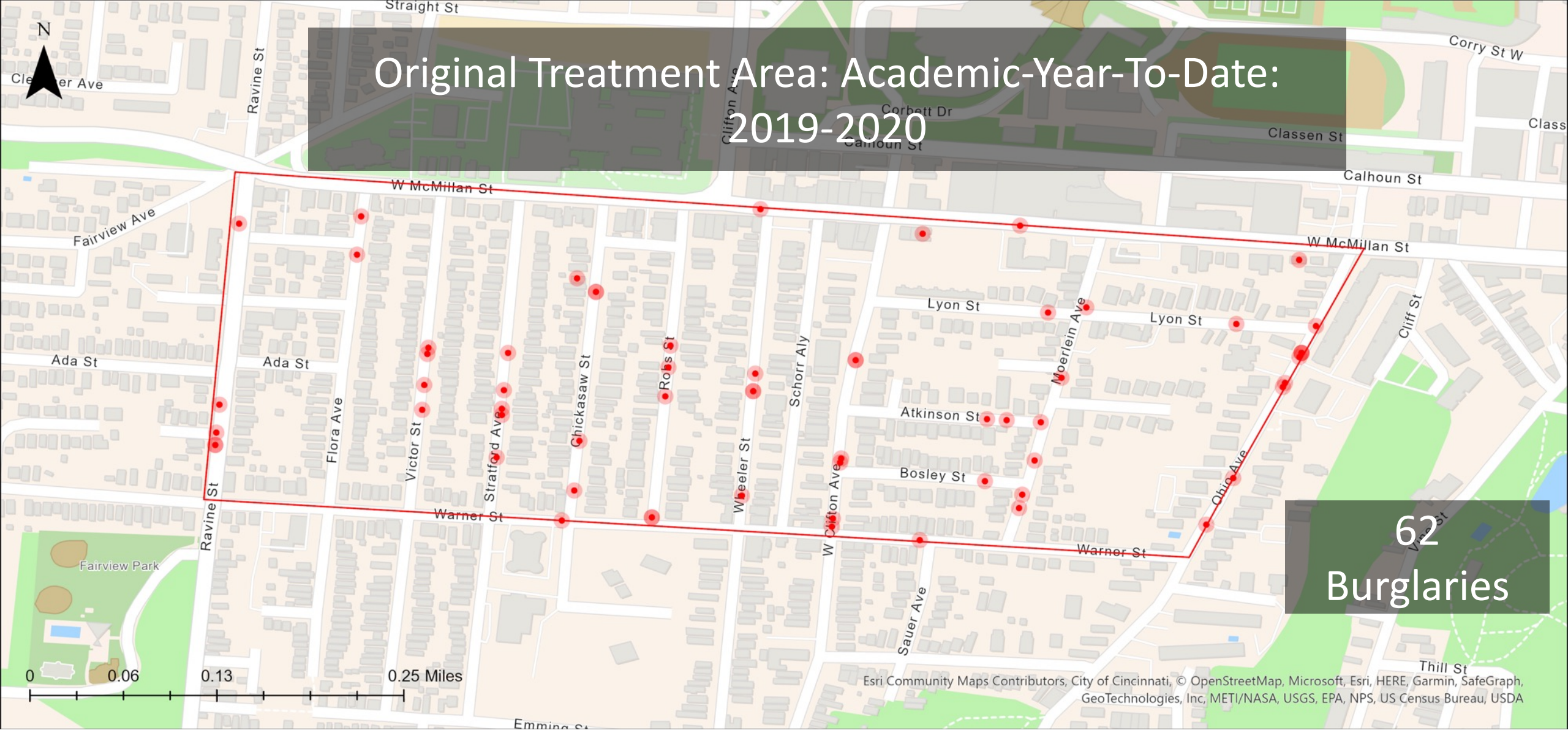
Original Treatment Area: Academic-Year-To-Date: 2018-2019



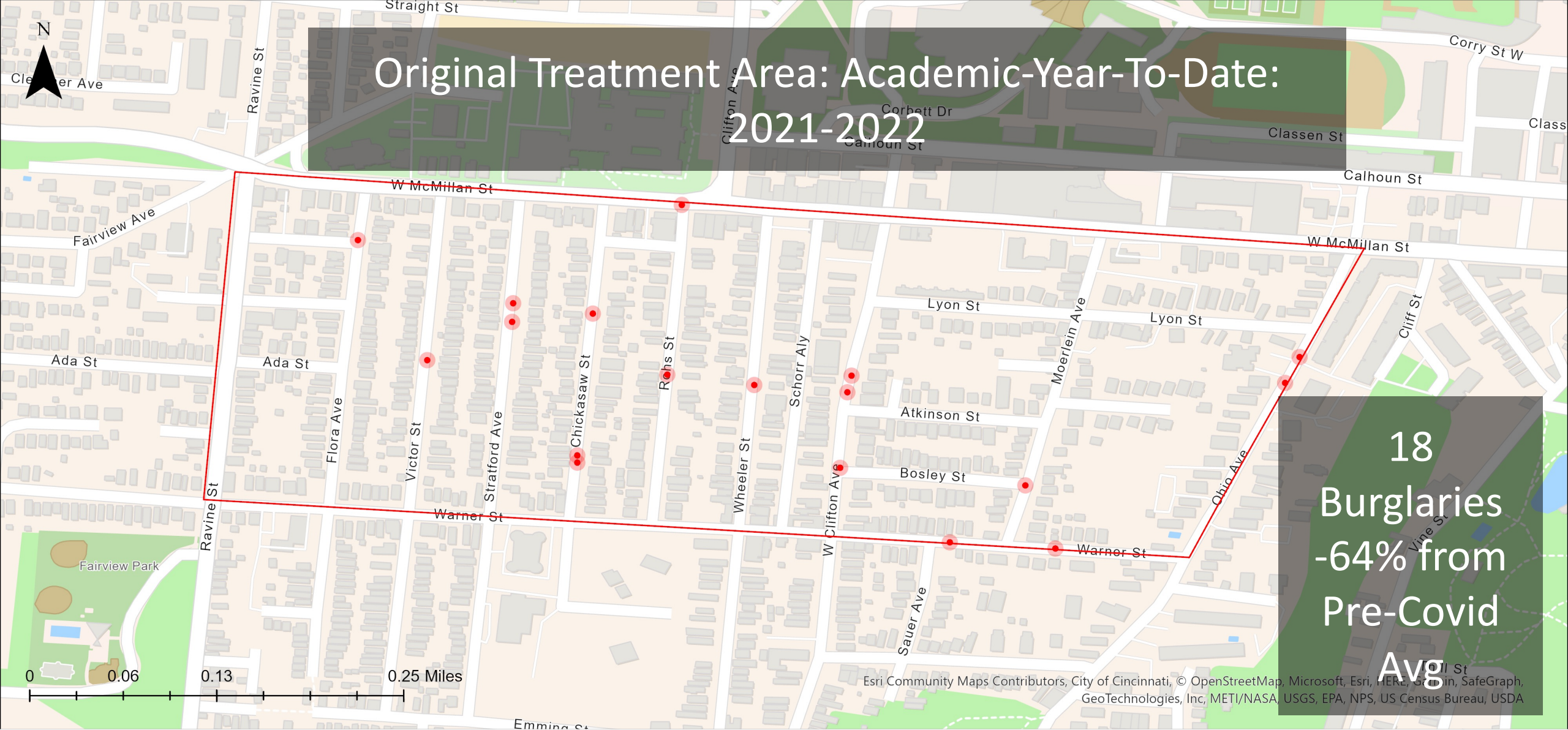
49
Burglaries



Original Treatment Area: Academic-Year-To-Date: 2019-2020



Original Treatment Area: Academic-Year-To-Date: 2021-2022

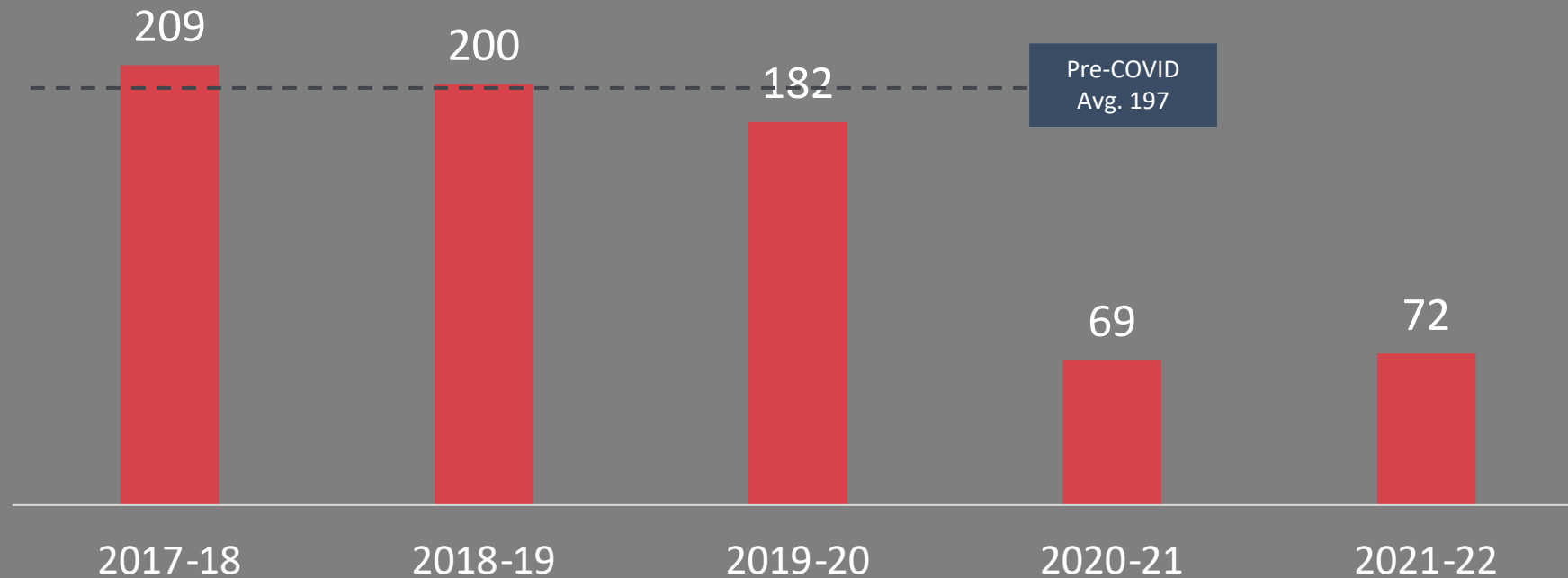


18
Burglaries
-64% from
Pre-Covid
Avg



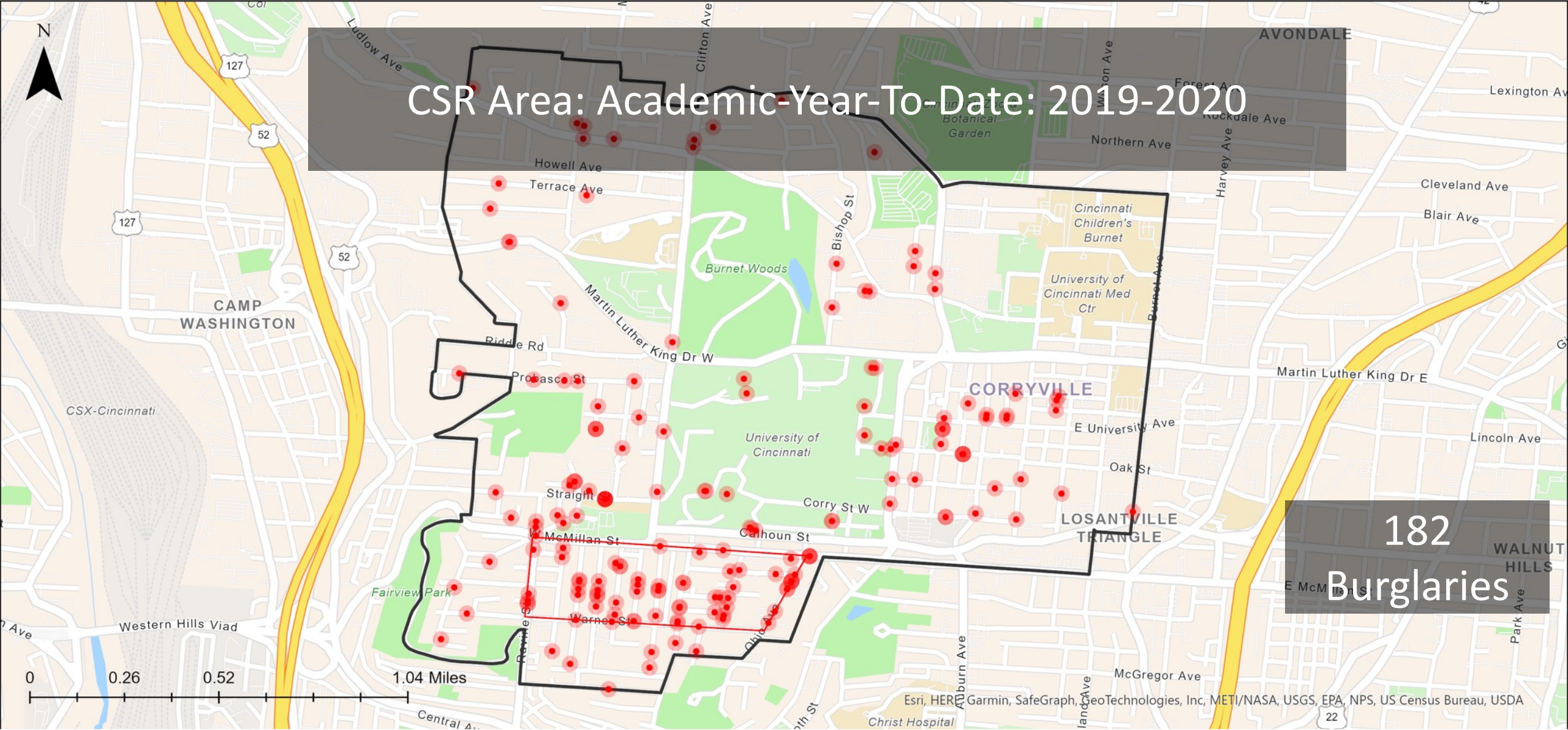
Comparison of Burglary Over Academic Years

CSR Area Burglaries: Academic-Year-to-Date

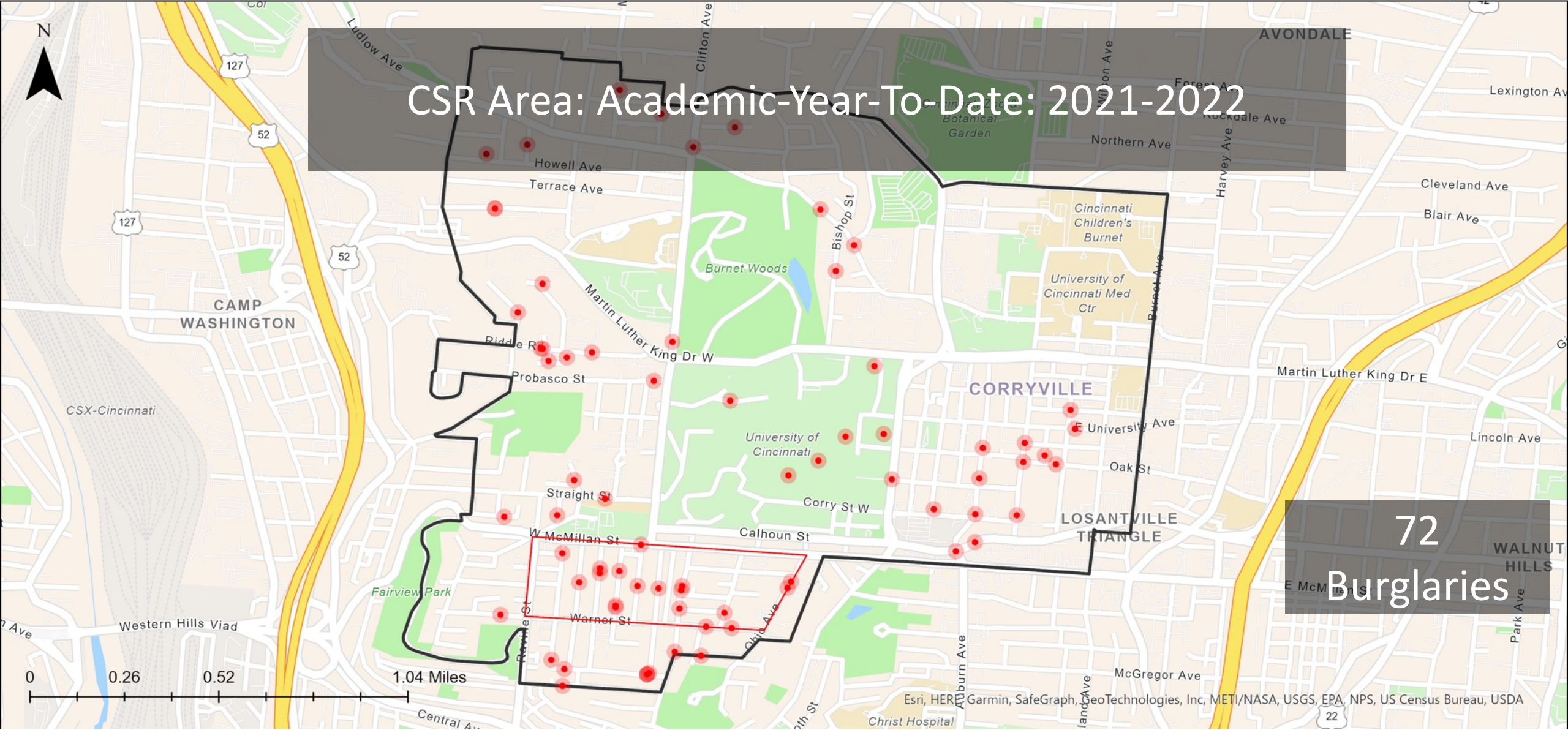


CSR Area: Academic-Year-To-Date: 2019-2020

182
Burglaries



CSR Area: Academic-Year-To-Date: 2021-2022

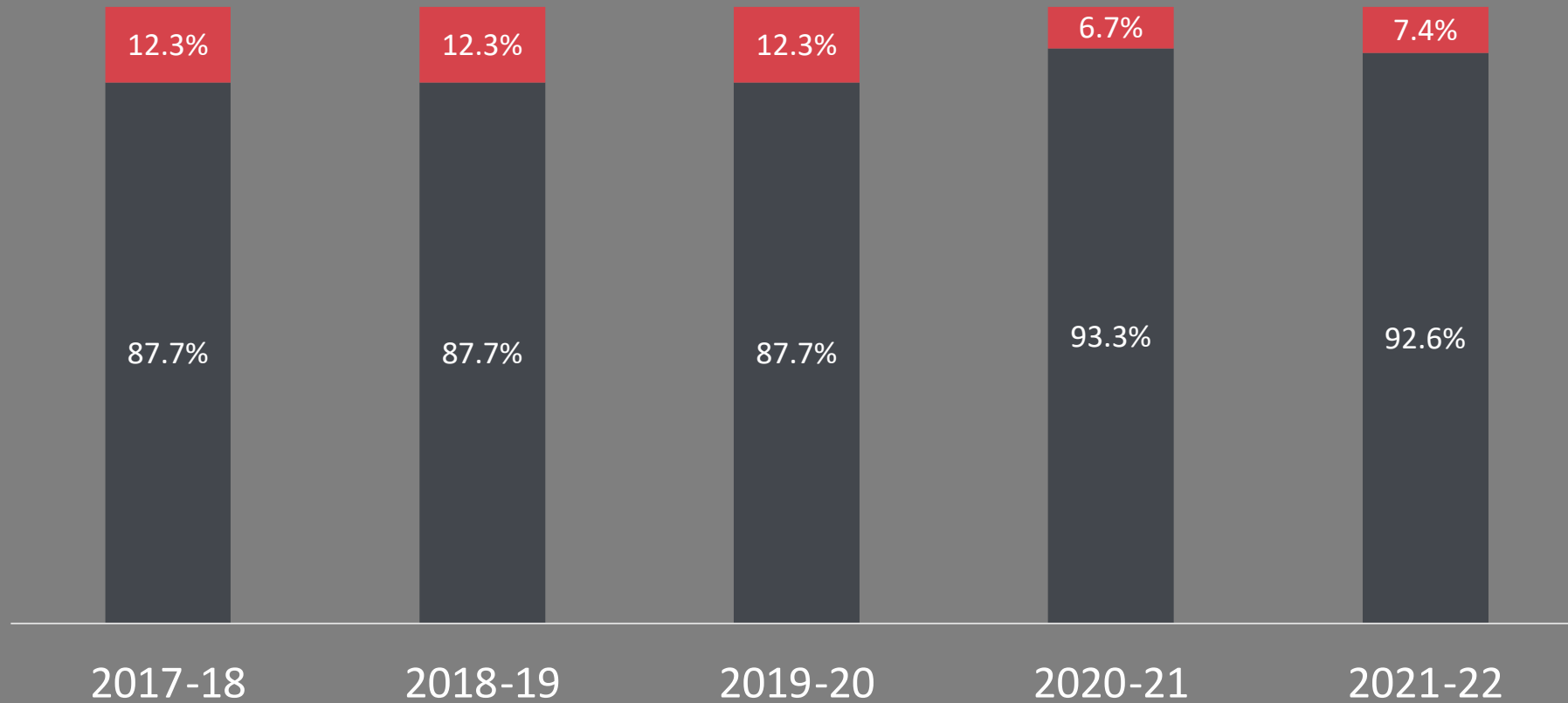


72
Burglaries

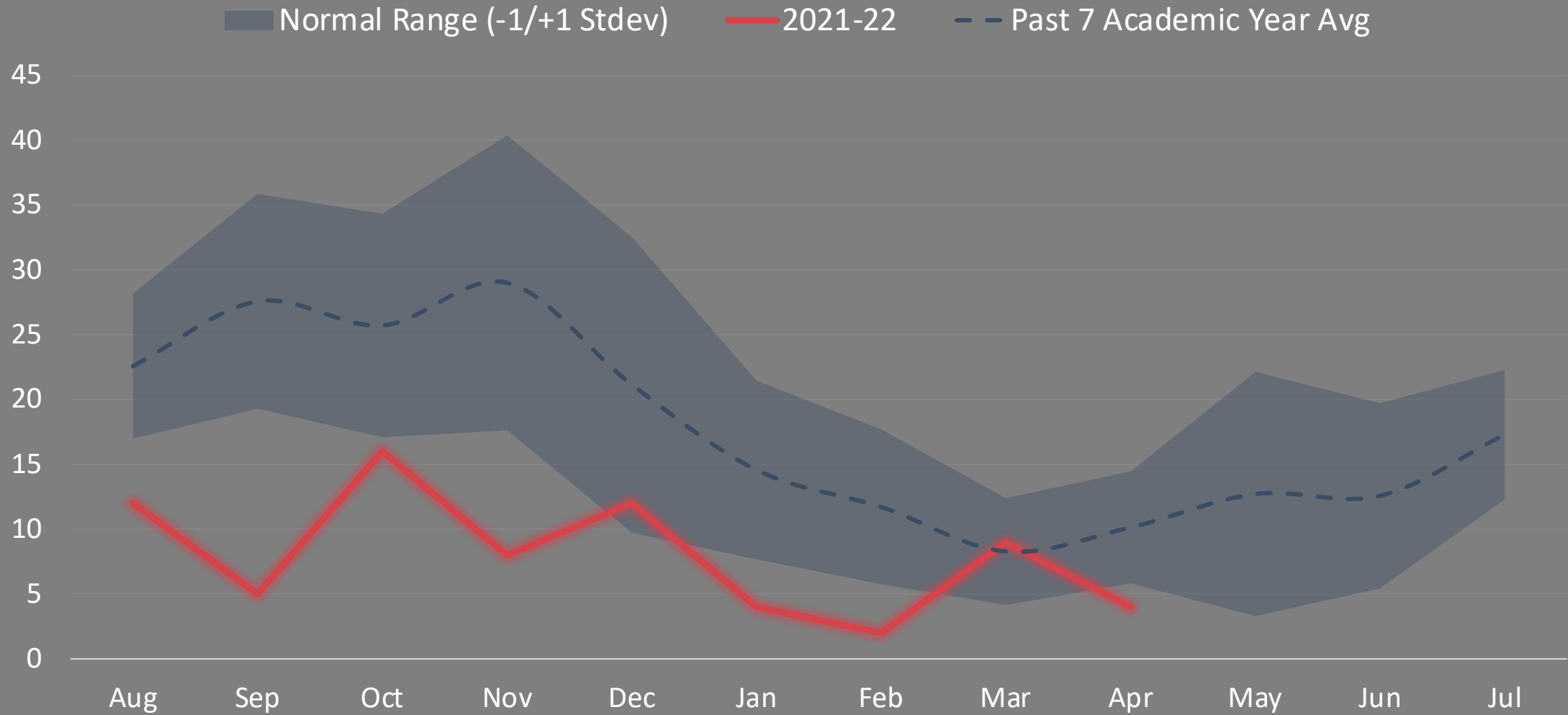


UC Area Burglary Representation: Academic-Year-To-Date

■ Cincinnati w/o UC Area ■ UC Area



2021-2022 CSR Burglary: Historical Context



▼
Thank you!

Project Personnel

Police Chief Maris Herold

Analyst Michael Zidar

Investigative Lt. David Brinker

Dr. Tamara D. Herold



SARA problem-solving